


*Regional Cup #1*  
**CRAFTSBURY COMMON, VERMONT, USA**

Final Results

Dec 17, 2023

Rank	Bib Name	Category	Team	P	S	T	Penalty	Final Time	Time Back	% Back
1	125 SCHNEIDER Sasha	U13/15 Girls - on Blocks	HSC Massachusetts Biathlon	0	0	0		<b>12:31.0</b>	00:00.0	107.59%
2	126 KENNEDY Emma	U13/15 Girls - on Blocks	Harvard Sportsman's Club	5	0	5	0:02:00	<b>13:36.8</b>	01:05.8	99.49%
3	127 SEARLES Elizabeth	U13/15 Girls - on Blocks	Craftsbury BKL	2	1	3		<b>14:30.3</b>	01:59.3	92.91%
4	129 MARSHALL Josephine	U13/15 Girls - on Blocks	Craftsbury	1	0	1		<b>14:37.3</b>	02:06.2	92.06%
5	128 SCHUREN Stella	U13/15 Girls - on Blocks	craftsbury outdoor center *** Missed Penalty Loop	2	0	2		<b>16:55.4</b>	04:24.4	75.06%
1	130 LAFONTAINE Julien	U13/U15 Boys - on Blocks	HSC Massachusetts Biathlon	4	0	4		<b>11:30.2</b>	00:00.0	109.21%
2	134 KERR Saku	U13/U15 Boys - on Blocks	HSC Massachusetts Biathlon	4	1	5		<b>12:46.0</b>	01:15.7	99.25%
3	133 BURES Lincoln	U13/U15 Boys - on Blocks	Harvard Sportsman's Club	3	0	3		<b>13:44.6</b>	02:14.4	91.53%
4	132 STEWART Elliott	U13/U15 Boys - on Blocks	Craftsbury	5	0	5		<b>15:14.0</b>	03:43.7	79.78%
1	138 TERRONE Aemilia	U13/U15 Girls - with Cuff	Craftsbury	3	0	3		<b>12:07.2</b>	00:00.0	109.31%
2	137 SUDDABY Lillian	U13/U15 Girls - with Cuff	Craftsbury Nordic Ski Club	3	1	4		<b>13:36.3</b>	01:29.1	98.19%
3	135 MORTON-LYNCH Hazel	U13/U15 Girls - with Cuff	Craftsbury	2	2	4		<b>14:22.0</b>	02:14.8	92.50%
4	136 PRATT Amalie	U13/U15 Girls - with Cuff	craftsbury ski club	5	2	7		<b>15:34.1</b>	03:26.9	83.50%
5	139 VEVE althea	U13/U15 Girls - with Cuff	craftsbury outdoor center	3	1	4		<b>16:21.6</b>	04:14.4	77.58%
1	146 GENDRON Jean-Félix	U13/U15 Boys - with Cuff	Chelsea Nordiq	0	0	0		<b>10:14.9</b>	00:00.0	106.66%
2	143 SCOPINICH-BURGEL Zach	U13/U15 Boys - with Cuff	HSC/EMXC	3	0	3		<b>11:15.7</b>	01:00.8	97.43%
3	144 GRAY River	U13/U15 Boys - with Cuff	NYSEF	1	2	3		<b>11:25.8</b>	01:10.9	95.90%
4	140 VILE Liam	U13/U15 Boys - with Cuff	EABC	3	1	4		<b>11:34.0</b>	01:19.0	94.66%
5	148 MICHENER Jean-Jacques	U13/U15 Boys - with Cuff	Highlands Trailblazers	3	0	3		<b>11:40.8</b>	01:25.8	93.63%
6	147 FENTON Thomas	U13/U15 Boys - with Cuff	Chelsea Nordiq	2	0	2		<b>12:01.1</b>	01:46.1	90.55%
7	142 HART Oryon	U13/U15 Boys - with Cuff	CNSC	4	2	6		<b>12:11.8</b>	01:56.9	88.92%
8	141 HELLSTEDT Leif	U13/U15 Boys - with Cuff	Fort Kent Outdoor Center	3	2	5		<b>12:36.6</b>	02:21.6	85.16%
9	145 COOK YODER Nate	U13/U15 Boys - with Cuff	EABC	4	1	5		<b>13:31.5</b>	03:16.5	76.83%
10	131 LI Ian	U13/U15 Boys - on Blocks	HSC Massachusetts Biathlon	5	1	6		<b>14:50.6</b>	04:35.7	64.82%




*Regional Cup #1*  
**CRAFTSBURY COMMON, VERMONT, USA**

Final Results

Dec 17, 2023

Rank	Bib Name	Category	Team	P	S	T	Penalty	Final Time	Time Back	% Back
1	150 DILLON Christine	Masters Women	EABC	2	4	6		<b>35:26.6</b>	00:00.0	105.30%
2	152 CARPENTER Meredith	Masters Women	Saratoga Biathlon	1	3	4		<b>37:45.5</b>	02:18.9	99.11%
3	153 THOMPSON Susan	Masters Women	Pemi Biathlon	3	3	6		<b>39:04.4</b>	03:37.8	95.59%
4	149 BLAIS Genevieve	Masters Women	Highlands Trailblazers	2	3	5		<b>48:55.8</b>	13:29.2	69.26%
5	151 ZAINO Kae	Masters Women	Ethan Allen Biathlon Club	3	4	7		<b>51:45.3</b>	16:18.7	61.71%
6	154 VALERA Shannon	Masters Women	Windsor Biathlon	##	##	##		<b>DNS</b>		
7	155 BETOURNAY Jennifer	Masters Women	Pemi Biathlon	##	##	##		<b>DNS</b>		
1	165 VILE Peter	Masters Men	EABC	2	1	3		<b>26:20.8</b>	00:00.0	107.76%
2	168 LETOURNEAU Brian	Masters Men	EABC/NGB	0	1	1		<b>29:08.4</b>	02:47.6	97.98%
3	160 CAZA Greg	Masters Men	Chelsea Nordiq	1	2	3		<b>30:12.4</b>	03:51.5	94.25%
4	167 BETOURNAY Scott	Masters Men	Pemi Biathlon	1	2	3		<b>31:18.6</b>	04:57.7	90.39%
5	171 HALLIGAN Sean	Masters Men	Saratoga Biathlon	1	3	4		<b>31:40.2</b>	05:19.3	89.13%
6	162 KAHN Daniel	Masters Men		1	4	5		<b>32:15.0</b>	05:54.2	87.10%
7	176 BOLDUC Andre	Masters Men	EABC	1	1	2		<b>34:02.0</b>	07:41.1	80.86%
8	170 NG Matthew	Masters Men	Chelsea Nordiq	3	2	5		<b>35:22.6</b>	09:01.8	76.15%
9	166 WITMER John	Masters Men	Ethan Allen Biathlon Club	1	2	3		<b>35:26.1</b>	09:05.3	75.95%
10	174 DVORAK Pavel	Masters Men	EABC	0	3	3		<b>35:39.9</b>	09:19.1	75.14%
11	159 RITCHIE Alan	Masters Men	Chelsea Nordiq	2	2	4		<b>35:42.7</b>	09:21.8	74.98%
12	156 MCAVOY James	Masters Men	Chelsea Nordiq	3	3	6		<b>36:29.1</b>	10:08.3	72.27%
13	172 GAUVIN Rich	Masters Men		1	2	3		<b>37:40.7</b>	11:19.8	68.10%
14	173 HARMAN Tim	Masters Men	Highlands Trailblazers	1	4	5		<b>37:43.8</b>	11:22.9	67.92%
15	163 SIMMERMAN Stephen	Masters Men	HSC MA Biathlon	3	3	6		<b>39:05.1</b>	12:44.2	63.17%
16	161 PERKS Donald	Masters Men	HSC Massachusetts Biathlon	5	2	7		<b>39:25.1</b>	13:04.2	62.01%
17	158 PEDERSEN Steven	Masters Men	Highlands Trailblazers	5	5	10		<b>44:01.7</b>	17:40.9	45.86%
18	175 TRIERWEILER Richard	Masters Men	Union Village	1	4	5		<b>45:52.4</b>	19:31.6	39.40%
19	157 KONG Stephen	Masters Men		##	##	##		<b>DNS</b>	#####	#VALUE!
20	999 TRUPPELLI Jerry	Masters Men	Saratoga Biathlon	##	##	##		<b>DNS</b>	#####	#VALUE!
21	169 MILNE Andrew	Masters Men	Chelsea Nordiq	##	##	##		<b>DNS</b>	#####	#VALUE!
22	177 THOMAS Scott	Masters Men	Sterling College	##	##	##		<b>DNS</b>	#####	#VALUE!
23	178 DIEHL Douglas	Masters Men	Saratoga Biathlon	##	##	##		<b>DNS</b>	#####	#VALUE!




*Regional Cup #1*  
**CRAFTSBURY COMMON, VERMONT, USA**

Final Results

Dec 17, 2023

Rank	Bib Name	Category	Team	P	S	T	Penalty	Final Time	Time Back	% Back
1	179 LEVEILLE Camille	U17 Girls	Biathlon Estrie	1	1	2		<b>26:10.7</b>	00:00.0	116.27%
2	164 SLINGERLAND Sylvia	U17 Girls	NYSEF	3	4	7		<b>31:12.6</b>	05:01.9	100.18%
3	183 ROMEO Lucy	U17 Girls	HSC Massachusetts Biathlon	4	2	6	04:00	<b>36:24.7</b>	10:14.0	83.54%
4	181 LAMPE Iris	U17 Girls	HSC Massachusetts Biathlon	3	4	7		<b>33:56.6</b>	07:46.0	91.44%
5	180 MACKENZIE Lila	U17 Girls	Craftsbury Outdoor Center memb	5	2	7		<b>36:00.6</b>	09:49.9	84.83%
6	182 LYNCH-SHADDOCK Josephine	U17 Girls	Massachusetts Biathlon HSC *** Missed Penalty Loop	##	##	##		<b>DNS</b>	#####	#VALUE!
1	186 REARDON Alden	U17 Boys	Fort Kent Outdoor Center	3	4	7		<b>22:54.7</b>	00:00.0	105.56%
2	187 DEMAINE Max	U17 Boys	Craftsbury Ski Club	4	2	6		<b>24:52.2</b>	01:57.4	97.50%
3	189 FAUCHER Jérémi	U17 Boys	Biathlon Estrie	2	2	4		<b>25:00.3</b>	02:05.6	96.94%
4	185 VAN DORN Duncan	U17 Boys	NYSEF	2	2	4		<b>25:18.5</b>	02:23.8	95.69%
5	188 FITZPATRICK Riley	U17 Boys	Highlands Trailblazers	3	1	4		<b>25:38.7</b>	02:44.0	94.30%
6	190 LI Nathanael	U17 Boys	HSC Massachusetts Biathlon	3	4	7		<b>28:11.4</b>	05:16.7	83.81%
1	191 CAZA Isabelle	Youth Women	Chelsea Nordiq	1	2	3		<b>24:19.9</b>	00:00.0	102.24%
2	192 TAYLOR Alexandria	Youth Women	HSC	3	2	5		<b>25:05.9</b>	00:46.0	99.15%
3	197 VAN DORN Abigail	Youth Women	NYSEF	1	3	4		<b>25:14.0</b>	00:54.1	98.61%
4	198 LAMBLEY Rachel	Youth Women	Chelsea Nordiq	0	1	1		<b>25:18.1</b>	00:58.2	98.34%
5	194 PAYSON Mirra	Youth Women	HSC Massachusetts Biathlon	2	3	5		<b>25:24.9</b>	01:05.0	97.88%
6	196 TANGUAY Rowan	Youth Women	Fort Kent Outdoor Center	1	3	4		<b>25:52.2</b>	01:32.3	96.05%
7	195 STANKEN Jenna	Youth Women	NYSEF	2	1	3		<b>28:46.5</b>	04:26.6	84.38%
8	193 NIEDRE Ella	Youth Women	Chelsea Nordiq					<b>DNS</b>	#####	#VALUE!



*Regional Cup #1*  
**CRAFTSBURY COMMON, VERMONT, USA**

Final Results

Dec 17, 2023

Rank	Bib Name	Category	Team	P	S	T	Penalty	Final Time	Time Back	% Back
1	208 HARMAN Simon	Youth Men	Highlands Trailblazers	2	1	3		<b>25:38.3</b>	00:00.0	102.26%
2	203 LEGUERRIER Thomas	Youth Men	Chelsea Nordiq	2	1	3		<b>26:19.7</b>	00:41.4	99.63%
3	206 STEVENSON Wyatt	Youth Men	Maranacook	1	2	3		<b>26:43.4</b>	01:05.1	98.12%
4	201 MICHAUD Quinn	Youth Men	Fort Kent Outdoor Center	1	1	2		<b>26:47.0</b>	01:08.7	97.89%
5	204 GENDRON Antoine	Youth Men	Chelsea Nordiq	1	2	3		<b>27:42.2</b>	02:03.9	94.38%
6	207 SLINGERLAND Forrest	Youth Men	NYSEF	3	3	6		<b>27:42.3</b>	02:04.0	94.38%
7	200 FRAZIER Patterson	Youth Men	EABC	4	3	7		<b>28:36.7</b>	02:58.4	90.92%
8	202 CAVALIEROS Gil	Youth Men	HSC MA Biathlon	1	3	4		<b>28:57.4</b>	03:19.1	89.60%
9	199 MCCULLOCH Malcolm	Youth Men	Highlands Trailblazers	##	##	##		<b>DNS</b>	#####	#VALUE!
10	205 NOLET Victor	Youth Men	Chelsea Nordiq	##	##	##		<b>DNS</b>	#####	#VALUE!
1	210 POULIOT Amelya	Junior Women	Équipe Québec	0	2	2		<b>31:35.4</b>	00:00.0	104.55%
2	209 HUPE Isla	Junior Women	Biathlon Yukon	1	1	2		<b>34:35.9</b>	03:00.5	95.45%
1	212 NG William	Junior Men	Chelsea Nordiq	4	2	6		<b>31:48.9</b>	00:00.0	102.43%
2	214 GAUTHIER François	Junior Men	FQB	5	2	7		<b>32:45.8</b>	00:56.9	99.52%
3	216 HARVEY François	Junior Men	Fédération Québécoise de Biathlon	1	1	2		<b>33:14.4</b>	01:25.5	98.06%
4	215 MILLER Brady	Junior Men	Paul Smith's Nordiq	2	4	6		<b>35:07.5</b>	03:18.6	92.27%
5	213 DAWSON Alexander	Junior Men	Fort Kent Outdoor Center	1	4	5		<b>36:30.2</b>	04:41.3	88.05%
6	211 KENYON Noah	Junior Men	Russell Sage College/Saratoga Biathlo	2	1	3		<b>38:39.5</b>	06:50.5	81.44%
7	217 GAUTHIER Simon	Junior Men	FQB	##	##	##		<b>DNS</b>	#####	#VALUE!
8	218 WILLOWS Lochlan	Junior Men	Eagle lake gun club	##	##	##		<b>DNS</b>	#####	#VALUE!

